

A10D Thin Client™

Release Notes

Disclaimers and Legal Information

Copyright© 2016 Aimetis Inc. All rights reserved.

This material is for informational purposes only. AIMETIS MAKES NO WARRANTIES, EXPRESS, IMPLIED OR STATUTORY, AS TO THE INFORMATION IN THIS DOCUMENT.

Complying with all applicable copyright laws is the responsibility of the user. Without limiting the rights under copyright, no part of this document may be reproduced, stored in or introduced into a retrieval system, or transmitted in any form or by any means (electronic, mechanical, photocopying, recording, or otherwise), or for any purpose, without the express written permission of Aimetis Corp.

Aimetis may have patents, patent applications, trademarks, copyrights, or other intellectual property rights covering subject matter in this document. Except as expressly provided in any written license agreement from Aimetis, the furnishing of this document does not give you any license to these patents, trademarks, copyrights, or other intellectual property.

Aimetis and Aimetis Symphony are either registered trademarks or trademarks of Aimetis Corp. in the United States and/or other countries.

Document History

DATE	Release	
November 2, 2016	2.7.4	
July 20, 2016	2.4.0	<i>Private release</i>
June 24, 2016	2.3.0	<i>Private release</i>
May 16, 2016	2.2.1	
February 23, 2016	2.2.0	
February 16, 2016	2.1.0 Remote Apps	
January 26, 2016	2.1.0 Web	
November 18, 2015	2.0.1	
August 2015	2.0.0	<i>Private release</i>
June 2015	1.2.1	
May 2015	1.2.0	
March 2015	1.1.1	
December 2014	Beta Release 1.1.0	<i>Republished</i>

Version 2.7.4

This release incorporates all New Features, Improvements, and Fixes from the 2.3.0 and 2.4.0 Private Releases.

New Features

Issue ID	Description
THIN-1589	Aimetis Symphony Version 7 The Thin Client now supports Symphony 7.0 and later
THIN-1907	Import and export camera lists In direct connect mode, the Thin Client can import and export camera lists.

Improvements

Issue ID	Description
THIN-1882	Added support for direct connections to carousels to the Android and iOS Remote applications.
THIN-1923	Added the option to display a message in camera views that do not have cameras assigned.
THIN-1955	Reduced the Thin Client initialization time.

Fixes

Issue ID	Description
THIN-1860	Video resumes when cameras go offline and back online.
THIN-1862	Navigating back one second works as expected when playing historical video.
THIN-1898	Error message for AEM management enrollment failure no longer shows duplicate text.
THIN-1915	Upload progress displays as expected.
THIN-1919	Touch control for liyama monitors works as expected.
THIN-1931	Video starts as expected when the Thin Client is connected to Mobile Bridge and the Symphony server resets.
THIN-1958	Time out values for web requests do not cause extra gateway timeout errors.
THIN-1970	Able to synchronize with NTP server when using a wildcard address.

Version 2.4.0

Private Release

Improvements

Issue ID	Description
THIN-1225	Security concerns identified by OpenVAS have been ameliorated.
THIN-1827	HTTPS is now used by Web Remote.
THIN-1828	Thin clients certificate now correctly matches its IP address.
THIN-1831	Upgraded SNMP support.
THIN-1905	Support Sony cameras for direct connection.

Fixes

Issue ID	Description
THIN-1228	"OpenSSL RSA Temporary Key Handling EXPORT_RSA Downgrade Issue (FREAK)" vulnerability resolved.
THIN-1832	Resolved SSL / TLS Issues with cyphers and CBC modes.
THIN-1833	Resolved three port security vulnerabilities.

Version 2.3.0

Private Release

New Features

Issue ID	Description
THIN-1880	Carousel support in Direct Connect mode.

Fixes

Issue ID	Description
THIN-1865	Fixed broken Knowledge Base article link in Help.

Version 2.2.1

New Features

Issue ID	Description
THIN-1808	New Show Latency option in Display Options in Thin Client web interface. Latency is the difference between the time video is captured and the time it is displayed (in milliseconds).

Improvements

Issue ID	Description
THIN-1674	Various improvements to Thin Client native interface.
THIN-1675	Improved polling in Thin Client native interface.

Fixes

Issue ID	Description
THIN-1530	Time in timeline and on image in sync.
THIN-1793	Credentials fields correctly enabled when manually adding RTSP stream.
THIN-1794	Lost HDMI connection resolved.
THIN-1800	Swedish translations updated.
THIN-1802	Video export feature correctly respects user permission settings.
THIN-1806	Thin Client correctly responding to ProLite T1931SR touch screen monitor usage.
THIN-1807	Mobile Bridge connection correctly respects user permissions for viewing cameras.
THIN-1813	Historical video plays correctly at real time.
THIN-1814	Workaround for Thin Client connected to Cisco switches. https://www.aimetis.com/Xnet/KB/KBArticleView.aspx?ID=10424
THIN-1816	Korean font added. Characters displayed correctly.
THIN-1820	Chinese and Arabic characters displayed correctly.

Version 2.2.0

New Features

Issue ID	Description
THIN-1319 THIN-1420	Support for PTZ preset locations and PTZ control in native interface.
THIN-1320	Support for 4:3 ratio video image fitting to panel.
THIN-1736	Thin Client discovery tool. Application displays the IP address, name, and firmware versions of any Thin Clients it locates. See instructions in Thin Client Documentation section: https://www.aimetis.com/Xnet/Downloads/ThinClientUpdate.aspx

Improvements

Issue ID	Description
THIN-1681 THIN-1717	Support for PTZ control and presets using keyboard keys and CEC key mapping. See KB article: https://www.aimetis.com/Xnet/KB/KBArticleView.aspx?ID=10414
THIN-1684 THIN-1754	Camera list icon in top left corner in full screen and all views. View list button visible to right of Camera button.
THIN-1758	Support for Web and native interface in Korean.

Fixes

Issue ID	Description
THIN-1562	Blank panel correctly clears panel in all states.
THIN-1597	Export button correctly disabled if selected start and end times are same or if start time is after end time.
THIN-1682	Successfully change channels using remote control device and keyboard D and U keys. Each line in camera list is correctly highlighted when selected with CEC buttons.
THIN-1718	Panel must be visibly selected for CEC input control.
THIN-1722	Date selection on native interface correctly formatting text in Spanish.
THIN-1723	Speed control while playing historical video responding correctly to changing speeds in native interface.
THIN-1726	Native interface Date selection dialog showing correct languages for months.
THIN-1727	Native interface icons correctly appearing when mouse or keyboard activated.
THIN-1728	Forward buttons correctly prevent video moving beyond last recorded video frame.
THIN-1732	Message correctly displayed to user when no recorded footage available in historical video.

Fixes

Issue ID	Description
THIN-1741	CEC inputs and mouse action correctly detected.
THIN-1742	Restarting from Settings page successfully launches web interface with HTTP address.
THIN-1759	Video and timeline correctly paused in native interface.
THIN-1780	Android remote app working successfully in Arabic interface.
THIN-1784	Issues associated with web server crash resolved.
THIN-1785	XTS PTZ camera working successfully.
THIN-1791	Iiyama PROLITE monitor calibrated successfully for Thin Client touch screen usage.

Version 2.1.0

Remote

Fixes

Issue ID	Description
THIN-1396	Mouse cursor latency fixed Thin Client interface.
THIN-1699	Android and iOS Remote: App continues working correctly when View menu options accessed.
THIN-1767	Support for Smart 2-View - Ideal for trains requiring split-screen view of passengers entering/exiting doors. Must be enabled. See Thin Client online help for details.
THIN-1733	Web remote session correctly times out after 15 minutes for inactive session.

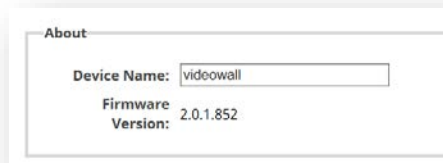
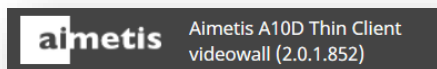
Version 2.1.0

Important:

Upgrading Issue

If you have an old Thin Client version (version number is less than 1.2.1.515), **do NOT upgrade directly to Thin Client 2.1**

The version number is displayed in the top left of the Web interface and in the **About** section at the top of the **Settings** page. For example:



Follow these steps to upgrade your existing Thin Clients with versions earlier than 1.2.1.515:

1. Run the setup wizard.
2. Upgrade to 1.2.1.515.
3. Continue with the following instructions to upgrade to 2.1

Follow these steps to upgrade Thin Clients with version 1.2.1.515 or later:

1. Run the setup wizard.
2. Upgrade to 2.1

New Features

Issue ID	Description
THIN-1317	HDMI-CEC support to control Thin Client using a TV remote over HDMI cable.
THIN-1539	Smart 2-View - Ideal for trains requiring split-screen view of passengers entering/exiting doors. Must be enabled. See Thin Client online help for details.

Improvements

Issue ID	Description
THIN-1131	New error message: <i>Cannot connect to camera.</i>
THIN-1444	Date and time now in filename of log package.
THIN-1634	Thin Client timeline in sync with Symphony server if connected via Mobile Bridge.

Fixes

Issue ID	Description
THIN-1531	Thin Client interface buttons correctly hidden during firmware upgrade process.
THIN-1545	New option to select language in Thin Client interface and Web interface.
THIN-1549	<i>USB drive full</i> error message clearly displayed in export window.
THIN-1550	Video export error messages translated into core languages.
THIN-1551	Video export progress correctly displayed when language set to Arabic.
THIN-1552	Timeline correctly hidden when live video playing.
THIN-1569	RTSP working successfully with Acti and Kedacom cameras.
THIN-1602	Historical date selection correctly prohibits user from selecting date/time in future.
THIN-1611	Upload firmware information now in core languages.
THIN-1615	CPU usage efficient and no errors or exceptions logged for cameras.
THIN-1628	Fixed known issue of DHCP IP address change after upgrade/downgrade/restore.
THIN-1633	Exporting from 2 nd stream working correctly when recorded video exists and in a supported video format; otherwise, <i>no footage found</i> error message correctly displayed.
THIN-1648	Correct time zones listed.

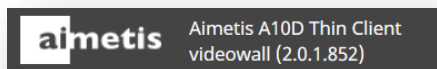
Version 2.0.1

Important:

Upgrading Issue

If you have an old Thin Client version (version number is less than 1.2.1.515), **do NOT upgrade directly to Thin Client 2.0.1.**

The version number is displayed in the top left of the Web interface and in the **About** section at the top of the **Settings** page.



Follow these steps to upgrade your existing Thin Clients with versions earlier than 1.2.1.515:

1. Run the setup wizard.
2. Upgrade to 1.2.1.515.
3. Continue with the following instructions to upgrade to 2.0.1.

Follow these steps to upgrade Thin Clients with version 1.2.1.515 or later:

1. Run the setup wizard.
2. Upgrade to 2.0.1.

IP Address Issue

The IP address of your Thin Client might change after upgrading. If the IP address has changed, you must reconfigure your Thin Client remote apps and web apps to connect to the upgraded Thin Client.

New Features

Issue ID	Description
THIN-25	Support for historical video playback.
THIN-810	Support for mouse activated menus on video playback in Thin Client interface.
THIN-1083	Support for RTSP video streams.
THIN-1246	Thin Client interface – new controls for turning decorations on/off and historical video playback speed.
THIN-1354	Enable/disable time and date option on live video in Settings .
THIN-1438/ THIN-1439	Support for interaction with touch screens. Calibration required for touch screen monitors. Invoke calibration through Web login for Thin Client, Settings page. E.g., touch screens: TM-23 by AG Neovo and T1731SR-W1 by liyama Corporation

Improvements

Issue ID	Description
THIN-1088	Android remote: Support for deleting a list of Views.
THIN-1441/ 1475/1485/ 1488	Numerous improvements to Thin Client interface: clearer text, buttons, scroll bars, and more for general usage and pick a camera/view, playback, and export features.

Fixes

Issue ID	Description
THIN-655	Camera name correctly updated on Thin Client after name change on Symphony farm.
THIN-1037	Correct frame rate maintained when motion occurs close to camera.
THIN-1267	Factory restore working correctly. No errors on network settings.
THIN-1297	Support for Unicode username/password when Thin Client connecting to Mobile Bridge. Words with umlaut can now be used in username or password. For Chinese characters, you must edit settings.sh. See KB article: https://www.aimetis.com/Xnet/KB/KBArticleView.aspx?ID=10384
THIN-1306	Manually set time in setup wizard saved correctly on Settings page.
THIN-1353	Thin Client successfully connects to Aimetis Enterprise Management (AEM).
THIN-1356	Thin Client successfully sends health information to AEM.
THIN-1360	Access denied issue when joining AEM resolved.
THIN-1390	Screen controls properly positioned when switching to full screen.
THIN-1395	Switching cameras using Thin Client interface controls working correctly in full screen mode.
THIN-1415	Video source change from Direct Connect to Mobile Bridge successful.
THIN-1426	Updating Thin Client while in full screen mode successful.
THIN-1429	Panel can be cleared successfully in 1-view in Thin Client interface and on mobile device. (Last frame no longer frozen on screen.)
THIN-1432	Camera names fully visible and menu size adjust correctly to camera name length in Thin Client interface.
THIN-1435	Detected Mobile Bridge server IP address correctly displayed in address field when selected.
THIN-1437	User correctly prevented from selecting incompatible streams on cameras and informed with a camera greyed out indicating a “no compatible stream” message.

Version 2.0.0

Not a public release.

Version 1.2.1

New Features

Issue ID	Description
THIN-1322	Automatically delete the least used ONVIF profile from the camera when there is not enough ONVIF space left to create a profile. This helps ensure good resolution/fps match for the panel that the video is being displayed in.

Improvements

Issue ID	Description
THIN-1326	Reduce choppy video by optimizing network settings.
THIN-1313	ACTi is now supported in direct camera connection mode.

Fixes

Issue ID	Description
THIN-1328	Video from MPG4 cameras in Mobile Bridge mode is now displayed.
THIN-1330	Panasonic WV-SP306 now working in Direct Connect mode.

Version 1.2.0

Important!

- Mobile Bridge version **2.1.5.0** is required.
- iOS and Android clients that support the new Carousels feature will be released shortly.
- There may be synchronization issues between the web and the currently released Android client.

New Features

Issue ID	Description
THIN-978	Improvements made to the Edit Camera interface under Manage Cameras.
THIN-1134	AEM Integration added.
THIN-1139	Firmware version is now displayed for each camera and stored in the logs.
THIN-1146	Symphony Carousel now supported.
THIN-1182	USB flashing now supported.

Improvements

Issue ID	Description
THIN-861	Added the option to Select All/Unselect All when managing cameras (Settings > Manage Cameras).
THIN-1133	Video tearing has been eliminated in single camera views on HDMI output.
THIN-1190	The following error is now generated when connecting Thin Client to a Mobile Bridge running an older version, "The current Mobile Bridge version is not supported. Please update Mobile Bridge to the latest version and try again".
THIN-1219	High latency and video smoothing problems when connecting through direct connect or Mobile Bridge have been resolved.

Version 1.1.1

Important!

- The **Android** and **iOS** Mobile Apps are now available.
- If using a Thin Client to directly connect to network cameras, make sure that the cameras have the latest firmware updates and are ONVIF compliant. If the cameras still do not work:
 - a) Restart the cameras and/or make sure that nothing else is connecting to the cameras.
 - b) If that still does not work, activate the ONVIF compliance test supplied with our software when adding the camera, or try the ONVIF compliance test supplied by ONVIF. The Aimetis ONVIF compliance test only checks those aspects of ONVIF that are needed by the Thin Client, which is a small subset of the entire ONVIF specification.
 - c) You may need to create ONVIF users on some ONVIF cameras, such as Axis.
- If video does not work and you are using Thin Client to display video from Symphony, use the latest released versions of Mobile Bridge and Symphony.

New Features

Issue ID	Description
THIN-819	Multi-channel encoders are now supported in direct connect mode.
THIN-1058/ THIN-1060/ THIN-1061	The following languages are now supported on both the Mobile and Web Clients; Spanish (South American), German, Portuguese (Brazilian), French, Simplified Chinese, Traditional Chinese, and Swedish.

Improvements

Issue ID	Description
	Better Android and iOS support (phone and tablet).
THIN-1085	Additional RESTful API. For details, see the Aimetis Thin Client API Reference .

Known Issues

Issue ID	Description
	Edges of the displayed video images are cropped.
	<p>Probable Cause: It is likely that overscan is enabled on the displays being used. Overscan is the term used to describe the situation when not all of an image is present on a viewing screen. By default most TVs and monitors are set to use overscan to compensate for potential artifacts at the edge of the screen from the incoming signal.</p> <p>Solution: Turn off overscan on all displays being used. The procedure for this varies on the product; therefore, consult the documentation for your particular model for complete instructions.</p>

Fixes

Issue ID	Description
THIN-756	The Select View list in the Android Remote App is now sorted in ascending order. 1-View 4-View 6-View 9-View 12-View 16-View
THIN-856	The message “Cookies must be enabled for this site before you can login” now appears only when relevant.
THIN-895	Edited views (views with an asterisk) are no longer displayed in the Select View list.
THIN-1080	A warning is now generated if the Remote App fails to connect to cameras through Mobile Bridge. If the Thin Client fails to connect to Mobile Bridge an error is shown on the Settings page.
THIN-1082	Smoother video.

Beta Version 1.1.0

Important! The Mobile Apps are not released yet and there are many fixes pending 1.1.1.

New Features

Issue ID	Description
THIN-32	Support connections directly to ONVIF compliant cameras and encoders. Symphony is no longer a requirement.
THIN-499	The Remote Control page now contains a View button, which lists the available camera views. It also contains a [More]... button with Save , Save As and Delete options.
THIN-731	Added the following camera views: <ul style="list-style-type: none"> • 6-view (3x2) • 12-view (4x3) • 16-view (4x4)
THIN-813	Stream profiles on the fly is now available via the [More]... button found on the camera JPG via the Remote Control page. When selected a popup window appears displaying the stream profiles currently added to the camera.
THIN-946	A Test ONVIF Compliance button is now available on the web remote Settings page and the Video Source page of the Setup Wizard.

Improvements

Issue ID	Description
THIN-335	A progress bar is now available during firmware download.
THIN-468	Added the ability to switch cameras when in full screen mode in the web interface.
THIN-477	Added the ability to rename the current view on the Remote Control page of the web interface.
THIN-493	The Select Camera list now displays “No compatible streams detected” when this condition exists on a specific camera. Click the link to access the online help associated with the error.
THIN-651	The Discovery list now contains a Model field, which displays the camera manufacturer and camera model.
THIN-701	HDMI output now displays state information via the splash screen when the web browser is not enabled.
THIN-706	State changes and status messages are now displayed on the web browser.

Fixes

Issue ID	Description
THIN-167/	Mobile Bridge now returns a JPG even if tracker is not recording.
THIN-554	System time is now saved after the Thin Client is powered off.
THIN-711	The Device Address field is now editable if a “Credentials Mismatch” error is generated when manually adding a device.

Known Issues

Issue ID	Description
THIN-776	Some cameras use too much CPU. For example, Basler.
THIN-824	Thin Client does not work on all 1000mbps networks. As a solution limit the port to 100mbps.
THIN-940	Direct connect to Eneo devices does not work reliably over ONVIF.
THIN-1002	When adding cameras, credentials are not checked against all operations. For example, the camera might add fine, but video may not work if the credentials do not allow for video retrieval.
THIN-1003	Fisheye cameras are not supported using multiple view and direct connect. Video may be visible, but it may be warped.

Key Notes

Issue ID	Description
THIN-1041	SSH must be manually enabled after upgrading from version 1.0 to 1.1.